


Agilent Measurement of Capacitance Characteristics of Liquid Crystal Cell

Application Note 369-7

Agilent E4980A Precision LCR Meter
Agilent 4284A Precision LCR Meter



Introduction

Today liquid crystals used in LCD displays are being used in a wider range of products than ever before, prompting the need for rapid liquid crystal application research. The properties of liquid crystal materials used for LCDs are evaluated using the data gained from voltage-capacitance characteristics measurement. The measurement technique presented in this application note describes how to take best advantage of the E4980A and 4284A's powerful features, when measuring capacitance while varying an ac signal voltage applied to the liquid crystal material under test. Capacitance characteristic measurements provide the researcher with information on critical parameters, such as the elastic constants which determines the threshold voltage of the liquid crystal material and the acuteness of its threshold characteristics.

• Problems

One problem encountered when using conventional instruments to measure voltage-capacitance characteristics is that the maximum test signal voltage is not high and therefore the test signal must be voltage amplified (using an external amplifier) before being applied to the liquid crystal material under test. Adding an external amplifier not only introduces additional measurement error, but also complicates the measurement procedure, because the voltage applied to the material under test must be accurately known to obtain correct and accurate measurement results.

• Solutions offered by the Agilent E4980A and 4284A LCR meters

The Agilent E4980A or Agilent 4284A precision LCR meter with Option 001 provide a test signal level of 20 Vrms, making them optimal for measuring the capacitance characteristics of liquid crystal materials. Moreover, the test signal voltage can be set with a resolution of 1%. In addition to test frequency ranges of 20 Hz to 2 MHz for the E4980A and 20 Hz to 2 MHz for the 4284A's, a basic measurement accuracy of 0.05%, and 7- or 6-digit measurement resolution respectively contribute strongly to your ability to perform highly accurate measurements under diverse measurement conditions. The voltage applied to the device or material being tested can be measured using the instruments' monitoring function to meet accurate measurement requirements.

This application note will guide you in using the E4980A and 4284A to make measurements to determine the voltage-capacitance characteristics of experimental liquid crystal samples.

Measurement of Test Signal Voltage versus Capacitance Characteristic (Freedericksz Transition)

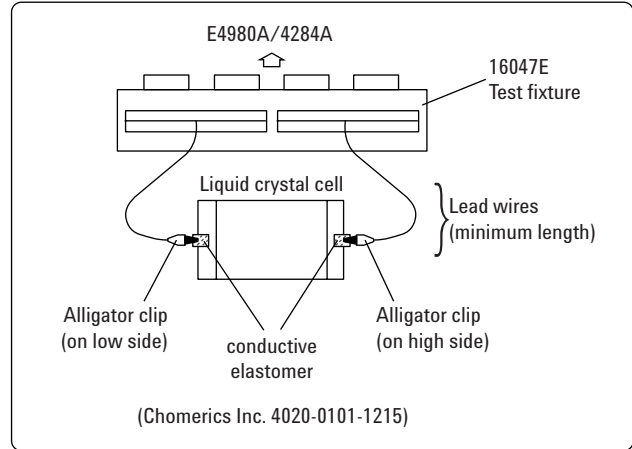
• Connections

Figure 1 shows the connections between a liquid crystal cell and the E4980A or 4284A. The liquid crystal cell is in the form of liquid crystals sandwiched between two glass plates which have electrodes installed. In this experimental measurement procedure, the electrodes of the liquid crystal cell are held using alligator clips and a conductive elastomer with the lead wires connected to an 16047C test fixture. (See figure 1a).

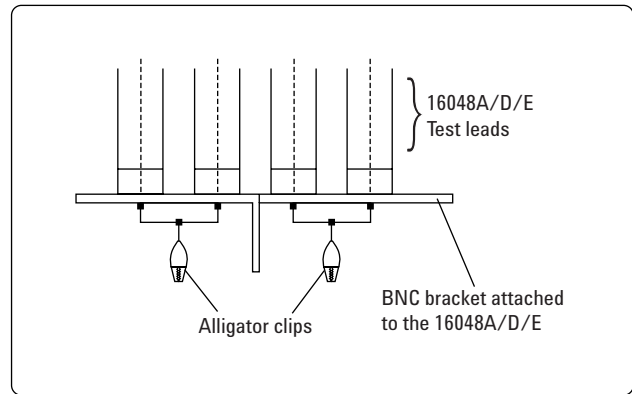
The open/short compensation function is used to eliminate the effects of the lead wires and alligator clips connected to the test fixture, but it is best to keep the length of the lead wires to a minimum for stable and repeatable measurements. If the E4980A or 4284A must be located some distance from the sample cell which, for example, must be placed into a thermostatic chamber, the cables can be extended by 1 m, 2 m, and 4 m respectively using the 16048A/D/E test leads. (See figure 1b). The E4980A and 4284A provide a correction function for the 16048A/D/E, so that accurate measurement is insured with minimum effects due to extending the cable. (Note that the 16048D/E requires an 4284A Option 006.)

• Measurement example

Figure 2 shows voltage-capacitance characteristics of liquid crystal cells measured using an 4284A option 001. The graph shows measurement results plotted by an HP 9000 Series 300 Technical Computer System where a 1 kHz test signal was varied from 0.1 V to 20 V in 0.1 V steps. Figure 2 reveals that the threshold voltage V_c required for obtaining the elastic constants was accurately measured. The test signal voltage can be varied high enough for point C // to be measured accurately. A single cell can be used to determine the dielectric constant when the liquid crystals are oriented vertically to the detector (ϵ_{\perp}) and when they are oriented parallel to the detector ($\epsilon_{//}$), the splay elastic constant K_{11} , and the bend elastic constant K_{33} respectively.



(a) When using the 16047C



(b) When cable is extended

Figure 1. Connection diagrams

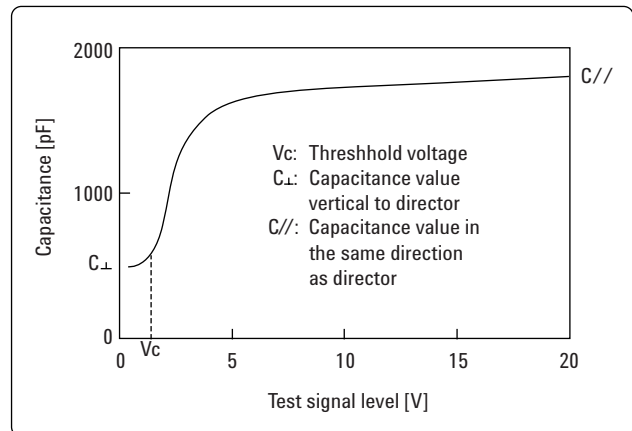


Figure 2. Voltage-capacitance characteristics measurement results

Conclusion

The wide test signal voltage ranges of the Agilent E4980A and 4284A outperform conventional LCR meters, and contribute to easier measurement for determining the voltage-capacitance characteristics of liquid crystal materials. This will pave the way for efficient evaluation of new liquid crystal materials for new product applications. The bottom line is, the Agilent E4980A and 4284A are powerful tools that will help you decrease your time to market.

Reference: Liquid crystals - Basics,
Kohji Okano and Shunsuke Kobayashi,
(Tokyo: Baihukan, 1985), PP. 216-220.



Agilent Email Updates

www.agilent.com/find/emailupdates

Get the latest information on the products and applications you select.



Agilent Direct

www.agilent.com/find/agilentdirect

Quickly choose and use your test equipment solutions with confidence.



www.agilent.com/find/open

Agilent Open simplifies the process of connecting and programming test systems to help engineers design, validate and manufacture electronic products. Agilent offers open connectivity for a broad range of system-ready instruments, open industry software, PC-standard I/O and global support, which are combined to more easily integrate test system development.

www.agilent.com

Agilent Technologies' Test and Measurement Support, Services, and Assistance

Agilent Technologies aims to maximize the value you receive, while minimizing your risk and problems. We strive to ensure that you get the test and measurement capabilities you paid for and obtain the support you need. Our extensive support resources and services can help you choose the right Agilent products for your applications and apply them successfully. Every instrument and system we sell has a global warranty. Two concepts underlie Agilent's overall support policy: "Our Promise" and "Your Advantage."

Our Promise

Our Promise means your Agilent test and measurement equipment will meet its advertised performance and functionality. When you are choosing new equipment, we will help you with product information, including realistic performance specifications and practical recommendations from experienced test engineers. When you receive your new Agilent equipment, we can help verify that it works properly and help with initial product operation.

Your Advantage

Your Advantage means that Agilent offers a wide range of additional expert test and measurement services, which you can purchase according to your unique technical and business needs. Solve problems efficiently and gain a competitive edge by contracting with us for calibration, extra-cost upgrades, out-of-warranty repairs, and onsite education and training, as well as design, system integration, project management, and other professional engineering services. Experienced Agilent engineers and technicians worldwide can help you maximize your productivity, optimize the return on investment of your Agilent instruments and systems, and obtain dependable measurement accuracy for the life of those products.

United States:

(tel) 800 829 4444

(fax) 800 829 4433

Canada:

(tel) 877 894 4414

(fax) 800 746 4866

China:

(tel) 800 810 0189

(fax) 800 820 2816

Europe:

(tel) 31 20 547 2111

Japan:

(tel) (81) 426 56 7832

(fax) (81) 426 56 7840

Korea:

(tel) (080) 769 0800

(fax) (080) 769 0900

Latin America:

(tel) (305) 269 7500

Taiwan:

(tel) 0800 047 866

(fax) 0800 286 331

Other Asia Pacific

Countries:

(tel) (65) 6375 8100

(fax) (65) 6755 0042

Email: tm_ap@agilent.com

Contacts revised: 09/26/05

For more information on Agilent Technologies' products, applications or services, please contact your local Agilent office. The complete list is available at:

www.agilent.com/find/contactus

Product specifications and descriptions in this document subject to change without notice.

© Agilent Technologies, Inc. 2001, 2006

Printed in USA, September 11, 2006

5950-2994



Agilent Technologies